RoHS Compliant

CUSTOMER DRAWING

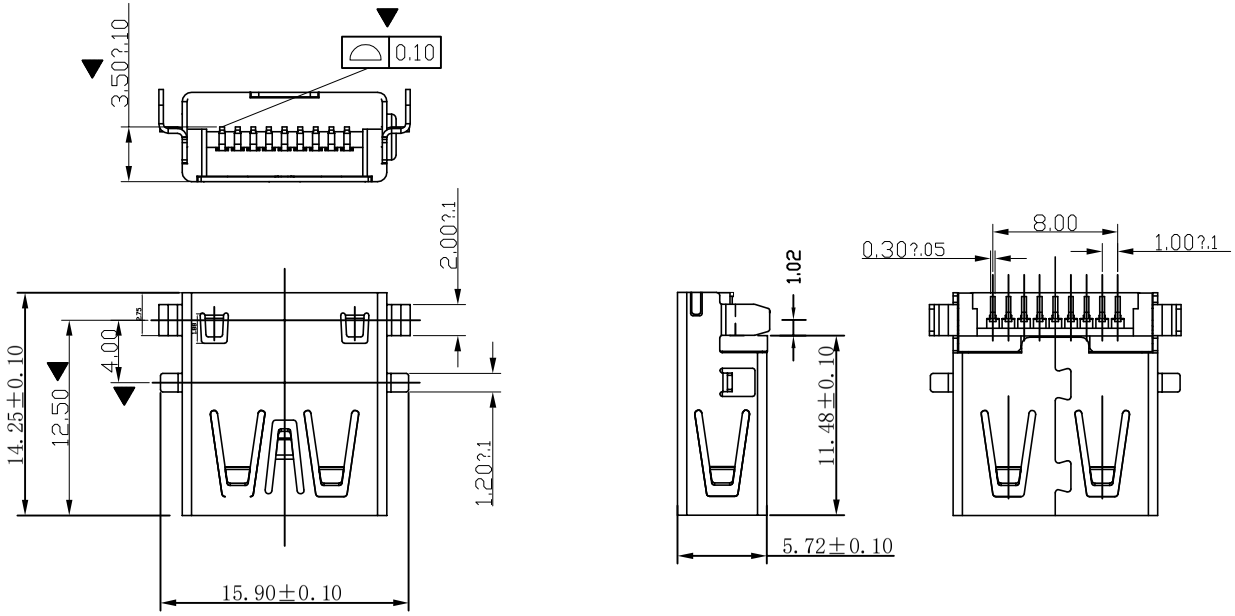

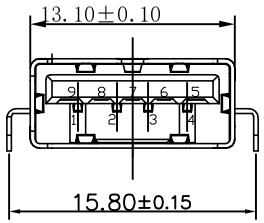

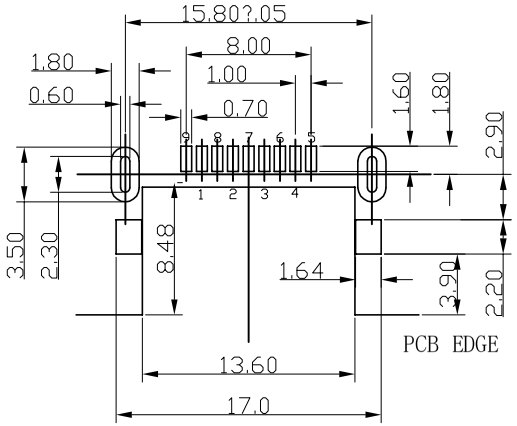

RECOMMANDED PCBA LAYOUT
(TOLERANCE+±0.05)

NOTE:
1. MATERIAL:
   1.1 INSULATOR:LCP UL 94V-0
   1.2 CONTACT:BRONZE(T=0.20mm)
   1.3 SHELL:BRASS(T=0.30mm)
2. ELECTRICAL CHARACTERISTICS;
   2.1 CONTACTRESISTANCE:30mΩ MAXIMUM
   2.2 CONTACT CURRENT RATING:1.5A
   2.3 DIELECTRIC WITHSTANDING VOLTAGE:500 V R.M.S.
   2.4 INSULATION RESISTANCE 1000 MEGOHMS MIN
   2.5 OPERATING TEMPEROTURE:-40° C ～ 85° C
3 MECHANICAL CHARACTERISTICS:
   3.1 MATING FORCE:3.57kg MAX
   3.2 UNMATED FORCE:1.02kg MIN
   3.3 DURABILITY:MANDATORY:5,000 CYCLES
4. PLATING
   4.1 TERMINAL:
      50u″ MIN NICKEL ALL OVER
      100u″MIN Tin ON SOLDER AREA
      (1~30)u″Au ON CONTACT AREA
   4.2 SHELL:100u″MIN.NICEL ALL OVER
5. ″▼″ FOR MAJOR DIM

Pin NUMBER	SIGNAL NAME
1	VBUS
2	D-
3	D+
4	GND
5	StdA_SSRX-
6	StdA_SSRX+
7	GND_DRAIN
8	StdA_SSTX-
9	StdA_SSTX+
Shell	Shield

ECN. NO	REV	DATE	DESCRIPTION	CHANGED	APPROVED
———	A	10.08.16	RELEASE	JAMES	

TOLERANCES UNLESS OTHERWISE SPECIFIED
X. ±0.30
X.X ±0.20
X.XX ±0.15
X.XXX ±0.05
ANGEL ±1°

MATERIAL:

FINISH:

DESIGN: JAMES Zhou 2010.08.16 DATE:

CHECKED: DATE:

APPROVED: DATE:

TITLE: USB3.0 AF 沉板 直边

PART NO:

DWG NO:

SCALE:	UNIT:	SIZE:
1:1	mm	A4
	SHEET: 1/1	REV: A

由 Autodesk 教育版产品制作